

Electronic housing - EMG125-LG - 2947983

Please be informed that the data shown in this PDF Document is generated from our Online Catalog. Please find the complete data in the user's documentation. Our General Terms of Use for Downloads are valid (<http://phoenixcontact.com/download>)




Electronic housing, for PCB insertion, without screw connection terminal blocks and cover

Why buy this product

- Choice of four cover sizes in transparent or color versions
- Practical and easy-to-wire conductor connections
- User-friendly and safe mounting on DIN rails according to EN 60715
- High degree of flexibility due to the wide choice of versions
- Uniform and appropriate housing technology
- Space-saving accommodation of electronic components in finely graded module versions available with 10 to 150 mm pitch
- Inflammability class V0 insulation material (according to UL 94)
- Shock and contamination-proof accommodation of electronic components
- Universal PCBs for all pitches



Key commercial data

Packing unit	2 pc
GTIN	 4 017918 083090
Weight per Piece (excluding packing)	100.85 g
Custom tariff number	85472000
Country of origin	Germany
Product key	ACHCBA

Technical data

General

Housing type	Component housing
Housing material	Polycarbonate fiber reinforced
Color	green

Ambient conditions

Ambient temperature (operation)	-40 °C ... 125 °C
---------------------------------	-------------------

Electronic housing - EMG125-LG - 2947983

Technical data

Dimensions

Length	75 mm
Constructional height	47.5 mm
Width	125 mm
Pitch	5 mm

Technical data

Inflammability class according to UL 94	V0
Power dissipation at 20°C in the horizontal mounting position	9.5 W 11 W 7.5 mm
	10.6 W 12.4 W 15 mm
	11.6 W 13 W 52 mm
Number of positions	48

Connection data

Conductor cross section solid min.	0.2 mm ²
Conductor cross section solid max.	4 mm ²
Conductor cross section stranded min.	0.2 mm ²
Conductor cross section stranded max.	2.5 mm ²
Conductor cross section AWG/kcmil min.	24
Conductor cross section AWG/kcmil max	12
Stripping length	8 mm

Classifications

eCl@ss

eCl@ss 4.0	27180401
eCl@ss 4.1	27180401
eCl@ss 5.0	27180506
eCl@ss 5.1	27180506
eCl@ss 6.0	27180802
eCl@ss 7.0	27182702
eCl@ss 8.0	27182702

ETIM

ETIM 2.0	EC001031
ETIM 3.0	EC001031
ETIM 4.0	EC001031
ETIM 5.0	EC000886

UNSPSC

UNSPSC 6.01	31261501
UNSPSC 7.0901	31261501
UNSPSC 11	31261501

Electronic housing - EMG125-LG - 2947983

Classifications

UNSPSC

UNSPSC 12.01	31261501
UNSPSC 13.2	31261501

Approvals

Approvals

Approvals

GOST

Ex Approvals

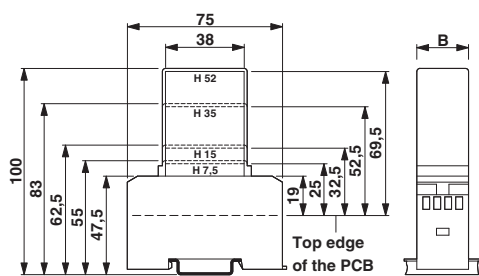
Approvals submitted

Approval details

GOST

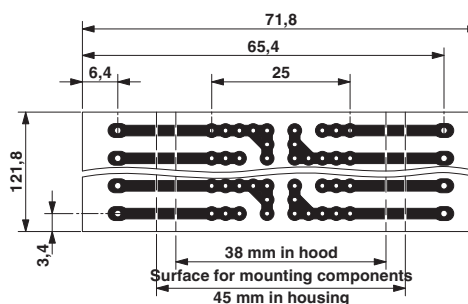
Drawings

Dimensioned drawing



1 = Top edge of the PCB
 B = Housing width

Dimensioned drawing



Pitch 5 mm
 a = Area for mounting components, 38 mm in the hood
 b = Area for mounting components, 45 mm in the housing