

## Ground modular terminal block - USLKG 10 - 0442011


Please be informed that the data shown in this PDF Document is generated from our Online Catalog. Please find the complete data in the user's documentation. Our General Terms of Use for Downloads are valid (<http://phoenixcontact.com/download>)



Ground terminal block with screw connection, cross section: 0.5 - 6 mm<sup>2</sup>, AWG: 20 - 8, width: 8.2 mm, color: green-yellow

RoHS

### Key Commercial Data

Packing unit	50 STK
GTIN	 4 017918 002237
GTIN	4017918002237
Weight per Piece (excluding packing)	29.090 g
Custom tariff number	85369010
Country of origin	Germany

### Technical data

#### General

Number of positions	1
Number of levels	1
Number of connections	2
Potentials	1
Nominal cross section	10 mm <sup>2</sup>
Color	green-yellow
Insulating material	PA
Flammability rating according to UL 94	V0
Rated surge voltage	8 kV
Degree of pollution	3
Overvoltage category	III
Insulating material group	I
Open side panel	No
Terminal block mounting	1.5 Nm ... 1.8 Nm (PE foot with mounting screw, M4)

# Ground modular terminal block - USLKG 10 - 0442011

## Technical data

### General

Relative insulation material temperature index (Elec., UL 746 B)	130 °C
Temperature index of insulation material (DIN EN 60216-1 (VDE 0304-21))	130 °C
Static insulating material application in cold	-60 °C
Behavior in fire for rail vehicles (DIN 5510-2)	Test passed
Flame test method (DIN EN 60695-11-10)	V0
Oxygen index (DIN EN ISO 4589-2)	>32 %
NF F16-101, NF F10-102 Class I	2
NF F16-101, NF F10-102 Class F	2
Surface flammability NFPA 130 (ASTM E 162)	passed
Specific optical density of smoke NFPA 130 (ASTM E 662)	passed
Smoke gas toxicity NFPA 130 (SMP 800C)	passed
Calorimetric heat release NFPA 130 (ASTM E 1354)	27,5 MJ/kg
Fire protection for rail vehicles (DIN EN 45545-2) R22	HL 1 - HL 3
Fire protection for rail vehicles (DIN EN 45545-2) R23	HL 1 - HL 3
Fire protection for rail vehicles (DIN EN 45545-2) R24	HL 1 - HL 3
Fire protection for rail vehicles (DIN EN 45545-2) R26	HL 1 - HL 3

### Dimensions

Width	8.2 mm
Length	42.5 mm
Height NS 35/7,5	47 mm
Height NS 35/15	54.5 mm
Height NS 32	52 mm

### Connection data

Note	Please observe the current carrying capacity of the DIN rails.
Connection method	Screw connection
Connection in acc. with standard	IEC 60947-7-2
Conductor cross section solid min.	0.5 mm <sup>2</sup>
Conductor cross section solid max.	10 mm <sup>2</sup>
Conductor cross section AWG min.	20
Conductor cross section AWG max.	8
Conductor cross section flexible min.	0.5 mm <sup>2</sup>
Conductor cross section flexible max.	6 mm <sup>2</sup>
Min. AWG conductor cross section, flexible	20
Max. AWG conductor cross section, flexible	10
Conductor cross section flexible, with ferrule without plastic sleeve min.	0.5 mm <sup>2</sup>
Conductor cross section flexible, with ferrule without plastic sleeve max.	6 mm <sup>2</sup>
Conductor cross section flexible, with ferrule with plastic sleeve min.	0.5 mm <sup>2</sup>
Conductor cross section flexible, with ferrule with plastic sleeve max.	4 mm <sup>2</sup>
2 conductors with same cross section, solid min.	0.5 mm <sup>2</sup>

# Ground modular terminal block - USLKG 10 - 0442011

## Technical data

### Connection data

2 conductors with same cross section, solid max.	2.5 mm <sup>2</sup>
2 conductors with same cross section, stranded min.	0.5 mm <sup>2</sup>
2 conductors with same cross section, stranded max.	2.5 mm <sup>2</sup>
2 conductors with same cross section, stranded, TWIN ferrules with plastic sleeve, min.	0.5 mm <sup>2</sup>
2 conductors with same cross section, stranded, TWIN ferrules with plastic sleeve, max.	4 mm <sup>2</sup>
2 conductors with same cross section, stranded, ferrules without plastic sleeve, min.	0.5 mm <sup>2</sup>
2 conductors with same cross section, stranded, ferrules without plastic sleeve, max.	2.5 mm <sup>2</sup>
Connection in acc. with standard	UL
Conductor cross section AWG min.	26
Conductor cross section AWG max.	4
Stripping length	10 mm
Internal cylindrical gage	A5
Screw thread	M4
Tightening torque, min	1.5 Nm
Tightening torque max	1.8 Nm

### Standards and Regulations

Connection in acc. with standard	CSA
	IEC 60947-7-2
Flammability rating according to UL 94	V0

### Environmental Product Compliance

China RoHS	Environmentally friendly use period: unlimited = EFUP-e
	No hazardous substances above threshold values

## Approvals

### Approvals

#### Approvals

CSA / UL Recognized / cUL Recognized / BV / RS / PRS / NK / EAC / KEMA-KEUR / IECEE CB Scheme / DNV GL / cULus Recognized

#### Ex Approvals

### Approval details

# Ground modular terminal block - USLKG 10 - 0442011

## Approvals

CSA		<a href="http://www.csagroup.org/services/testing-and-certification/certified-product-listing/">http://www.csagroup.org/services/testing-and-certification/certified-product-listing/</a>	13631
mm²/AWG/kcmil		26-8	

UL Recognized		<a href="http://database.ul.com/cgi-bin/XYV/template/LISEXT/1FRAME/index.htm">http://database.ul.com/cgi-bin/XYV/template/LISEXT/1FRAME/index.htm</a>	FILE E 60425
mm²/AWG/kcmil		26-8	

cUL Recognized		<a href="http://database.ul.com/cgi-bin/XYV/template/LISEXT/1FRAME/index.htm">http://database.ul.com/cgi-bin/XYV/template/LISEXT/1FRAME/index.htm</a>	FILE E 60425
mm²/AWG/kcmil		26-8	

BV		<a href="http://www.veristar.com/portal/veristarinfo/generalinfo/approved/approvedProducts/equipmentAndMaterials">http://www.veristar.com/portal/veristarinfo/generalinfo/approved/approvedProducts/equipmentAndMaterials</a>	05401/D0 BV
----	--	---	-------------

RS		<a href="http://www.rs-head.spb.ru/en/index.php">http://www.rs-head.spb.ru/en/index.php</a>	10.04059.250
----	--	---	--------------


PRS		<a href="http://www.prs.pl/">http://www.prs.pl/</a>	TE/1824/880590/09
-----	--	---	-------------------


NK		<a href="http://www.classnk.or.jp/hp/en/">http://www.classnk.or.jp/hp/en/</a>	09 ME 141
----	--	---	-----------

EAC		EAC-Zulassung	
-----	--	---------------	--


# Ground modular terminal block - USLKG 10 - 0442011

## Approvals

KEMA-KEUR		<a href="http://www.dekra-certification.com">http://www.dekra-certification.com</a>	2191240.01
mm <sup>2</sup> /AWG/kcmil		6	

IECEE CB Scheme		<a href="http://www.iecee.org/">http://www.iecee.org/</a>	NL-42276
mm <sup>2</sup> /AWG/kcmil		6	

DNV GL	<a href="http://exchange.dnv.com/tari/">http://exchange.dnv.com/tari/</a>	TAE00001CT
--------	---	------------

cULus Recognized		<a href="http://database.ul.com/cgi-bin/XYV/template/LISEXT/1FRAME/index.htm">http://database.ul.com/cgi-bin/XYV/template/LISEXT/1FRAME/index.htm</a>
------------------	--	---